

GRAMMAR SCHOOL ENTRANCE TESTS

FAMILIARISATION GUIDE

This guide tells you about the different types of questions you will be asked when you take the test for real. It will also help you to understand how to use an answer sheet correctly.

You may print copies of this book, for your own use, to practise answering questions and marking your answers on the answer sheet.

WORD CHOICE

What equipment are you allowed to use in the test?

You will be allowed to use these things in the test:

- an HB pencil
- a rubber
- a pencil sharpener

You will **NOT** be able to use any of the following things in the test:

- a ruler
- a calculator
- scrap paper
- a protractor
- a mobile phone
- a camera
- a watch
- any electronic devices
- recording equipment or study notes

Please note: practice materials available in book shops or for sale on the Internet are not genuine CEM resources. This guide is the only official CEM resource available for this assessment.

The test booklets

In the real test, you will be asked to work through **two** question booklets.

You must read the questions in these booklets and then mark your answers on a separate answer sheet. Examples of these booklets and answer sheets are included towards the end of this guide.

A question booklet will look like this.

Booklet serial number: **1**

CEM
Centre for Evaluation & Monitoring

Selective School Assessment for 2022 Entry

Booklet One

Write your full name here:

WARNING: THIS PAPER AND ITS CONTENTS ARE COPYRIGHT PROTECTED. ANY UNAUTHORISED REPRODUCTION, MODIFICATION, TRANSMISSION OR PUBLICATION OF THIS PAPER OR ANY CONTENT CONTAINED HEREIN IS ILLEGAL. THE COPYRIGHT HOLDER RESERVES THE RIGHT TO TAKE FORMAL LEGAL ACTION AGAINST ANYONE FOUND OCCUPIED, REPRODUCED OR PUBLISHED (INCLUDING VIA ANY THIRD PARTY WEBSITE BY ANY MEANS), OR IN WHOLE OR IN PART, IN ANY FORM OR BY ANY MEANS. ALL RIGHTS ARE RESERVED. FAILURE TO COMPLY ESTABLISH PERSONAL LIABILITY AGAINST THE OFFENDER AND THE COPYRIGHT HOLDER RESERVES THE RIGHT TO TAKE FORMAL LEGAL ACTION AGAINST ANY INDIVIDUAL FOUND TO BE IN BREACH OF THIS WARNING. SUCH ACTION MAY GIVE RISE TO CIVIL PENALTY OR CRIMINAL PROSECUTION.

DO NOT OPEN THIS BOOKLET UNTIL YOU ARE TOLD TO DO SO

Copyright © 2021 CEM. All Rights Reserved.


You will be asked to write your name on the front cover of the question booklet.

The name box on the question booklet will look like this. Practise writing your name in this box now.

The answer sheets

The answer sheet will have your name and some information about you already printed on it. Check that the information shown is correct.

Selective School Assessment for 2022 Entry

	Exam No:	DfE Number:
	Name:	Gender:
	Date of Birth:	Date of Test:
	Current School:	
	Venue:	
Session:		
Please write your name here:		Instructions 1. Check that you are marking the answer for the correct question number. 2. Mark ONE answer only for each question on this answer sheet. 3. Use an HB pencil and rub out any errors thoroughly.
Do not write outside the box.		
Remember, you must mark the answers the RIGHT way like this: <input checked="" type="radio"/> For example, <input type="radio"/> <input type="radio"/> <input type="radio"/> <input type="radio"/>		
Comprehension Examples page 2 i <input checked="" type="radio"/> <input type="radio"/> <input type="radio"/> <input type="radio"/> ii <input type="radio"/> <input type="radio"/> <input type="radio"/> <input type="radio"/>	Word Choice Examples page 12 i <input type="radio"/> <input checked="" type="radio"/> <input type="radio"/> <input type="radio"/> <input type="radio"/> ii <input type="radio"/> <input type="radio"/> <input type="radio"/> <input type="radio"/> <input type="radio"/>	Pictures 1 Examples page 18 i <input checked="" type="radio"/> <input type="radio"/> <input type="radio"/> <input type="radio"/> <input type="radio"/> <input type="radio"/> ii <input type="radio"/> <input type="radio"/> <input type="radio"/> <input type="radio"/> <input type="radio"/> <input type="radio"/>
Questions page 4 1 <input type="radio"/> <input type="radio"/> <input type="radio"/> <input type="radio"/> <input type="radio"/> page 5 2 <input type="radio"/> <input type="radio"/> <input type="radio"/> <input type="radio"/> <input type="radio"/> 3 <input type="radio"/> <input type="radio"/> <input type="radio"/> <input type="radio"/> <input type="radio"/> 4 <input type="radio"/> <input type="radio"/> <input type="radio"/> <input type="radio"/> <input type="radio"/> 5 <input type="radio"/> <input type="radio"/> <input type="radio"/> <input type="radio"/> <input type="radio"/> page 6 6 <input type="radio"/> <input type="radio"/> <input type="radio"/> <input type="radio"/> <input type="radio"/> 7 <input type="radio"/> <input type="radio"/> <input type="radio"/> <input type="radio"/> <input type="radio"/> 8 <input type="radio"/> <input type="radio"/> <input type="radio"/> <input type="radio"/> <input type="radio"/> 9 <input type="radio"/> <input type="radio"/> <input type="radio"/> <input type="radio"/> <input type="radio"/> page 7 10 <input type="radio"/> <input type="radio"/> <input type="radio"/> <input type="radio"/> <input type="radio"/> 11 <input type="radio"/> <input type="radio"/> <input type="radio"/> <input type="radio"/> <input type="radio"/> 12 <input type="radio"/> <input type="radio"/> <input type="radio"/> <input type="radio"/> <input type="radio"/> page 8 13 <input type="radio"/> <input type="radio"/> <input type="radio"/> <input type="radio"/> <input type="radio"/> 14 <input type="radio"/> <input type="radio"/> <input type="radio"/> <input type="radio"/> <input type="radio"/> 15 <input type="radio"/> <input type="radio"/> <input type="radio"/> <input type="radio"/> <input type="radio"/> 16 <input type="radio"/> <input type="radio"/> <input type="radio"/> <input type="radio"/> <input type="radio"/> page 9 17 <input type="radio"/> <input type="radio"/> <input type="radio"/> <input type="radio"/> <input type="radio"/> 18 <input type="radio"/> <input type="radio"/> <input type="radio"/> <input type="radio"/> <input type="radio"/> 19 <input type="radio"/> <input type="radio"/> <input type="radio"/> <input type="radio"/> <input type="radio"/> 20 <input type="radio"/> <input type="radio"/> <input type="radio"/> <input type="radio"/> <input type="radio"/> page 10 21 <input type="radio"/> <input type="radio"/> <input type="radio"/> <input type="radio"/> <input type="radio"/> 22 <input type="radio"/> <input type="radio"/> <input type="radio"/> <input type="radio"/> <input type="radio"/> 23 <input type="radio"/> <input type="radio"/> <input type="radio"/> <input type="radio"/> <input type="radio"/> 24 <input type="radio"/> <input type="radio"/> <input type="radio"/> <input type="radio"/> <input type="radio"/>	Questions page 13 1 <input type="radio"/> <input type="radio"/> <input type="radio"/> <input type="radio"/> <input type="radio"/> <input type="radio"/> 2 <input type="radio"/> <input type="radio"/> <input type="radio"/> <input type="radio"/> <input type="radio"/> <input type="radio"/> 3 <input type="radio"/> <input type="radio"/> <input type="radio"/> <input type="radio"/> <input type="radio"/> <input type="radio"/> 4 <input type="radio"/> <input type="radio"/> <input type="radio"/> <input type="radio"/> <input type="radio"/> <input type="radio"/> 5 <input type="radio"/> <input type="radio"/> <input type="radio"/> <input type="radio"/> <input type="radio"/> <input type="radio"/> 6 <input type="radio"/> <input type="radio"/> <input type="radio"/> <input type="radio"/> <input type="radio"/> <input type="radio"/> page 14 8 <input type="radio"/> <input type="radio"/> <input type="radio"/> <input type="radio"/> <input type="radio"/> <input type="radio"/> 9 <input type="radio"/> <input type="radio"/> <input type="radio"/> <input type="radio"/> <input type="radio"/> <input type="radio"/> 10 <input type="radio"/> <input type="radio"/> <input type="radio"/> <input type="radio"/> <input type="radio"/> <input type="radio"/> 11 <input type="radio"/> <input type="radio"/> <input type="radio"/> <input type="radio"/> <input type="radio"/> <input type="radio"/> 12 <input type="radio"/> <input type="radio"/> <input type="radio"/> <input type="radio"/> <input type="radio"/> <input type="radio"/> 13 <input type="radio"/> <input type="radio"/> <input type="radio"/> <input type="radio"/> <input type="radio"/> <input type="radio"/> 14 <input type="radio"/> <input type="radio"/> <input type="radio"/> <input type="radio"/> <input type="radio"/> <input type="radio"/> page 15 15 <input type="radio"/> <input type="radio"/> <input type="radio"/> <input type="radio"/> <input type="radio"/> <input type="radio"/> 16 <input type="radio"/> <input type="radio"/> <input type="radio"/> <input type="radio"/> <input type="radio"/> <input type="radio"/> 17 <input type="radio"/> <input type="radio"/> <input type="radio"/> <input type="radio"/> <input type="radio"/> <input type="radio"/> 18 <input type="radio"/> <input type="radio"/> <input type="radio"/> <input type="radio"/> <input type="radio"/> <input type="radio"/> 19 <input type="radio"/> <input type="radio"/> <input type="radio"/> <input type="radio"/> <input type="radio"/> <input type="radio"/> 20 <input type="radio"/> <input type="radio"/> <input type="radio"/> <input type="radio"/> <input type="radio"/> <input type="radio"/> 21 <input type="radio"/> <input type="radio"/> <input type="radio"/> <input type="radio"/> <input type="radio"/> <input type="radio"/> page 16 22 <input type="radio"/> <input type="radio"/> <input type="radio"/> <input type="radio"/> <input type="radio"/> <input type="radio"/> 23 <input type="radio"/> <input type="radio"/> <input type="radio"/> <input type="radio"/> <input type="radio"/> <input type="radio"/> 24 <input type="radio"/> <input type="radio"/> <input type="radio"/> <input type="radio"/> <input type="radio"/> <input type="radio"/> 25 <input type="radio"/> <input type="radio"/> <input type="radio"/> <input type="radio"/> <input type="radio"/> <input type="radio"/> 26 <input type="radio"/> <input type="radio"/> <input type="radio"/> <input type="radio"/> <input type="radio"/> <input type="radio"/> 27 <input type="radio"/> <input type="radio"/> <input type="radio"/> <input type="radio"/> <input type="radio"/> <input type="radio"/> 28 <input type="radio"/> <input type="radio"/> <input type="radio"/> <input type="radio"/> <input type="radio"/> <input type="radio"/>	Questions page 20 1 <input type="radio"/> <input type="radio"/> <input type="radio"/> <input type="radio"/> <input type="radio"/> <input type="radio"/> 2 <input type="radio"/> <input type="radio"/> <input type="radio"/> <input type="radio"/> <input type="radio"/> <input type="radio"/> 3 <input type="radio"/> <input type="radio"/> <input type="radio"/> <input type="radio"/> <input type="radio"/> <input type="radio"/> page 21 4 <input type="radio"/> <input type="radio"/> <input type="radio"/> <input type="radio"/> <input type="radio"/> <input type="radio"/> 5 <input type="radio"/> <input type="radio"/> <input type="radio"/> <input type="radio"/> <input type="radio"/> <input type="radio"/> 6 <input type="radio"/> <input type="radio"/> <input type="radio"/> <input type="radio"/> <input type="radio"/> <input type="radio"/> page 22 7 <input type="radio"/> <input type="radio"/> <input type="radio"/> <input type="radio"/> <input type="radio"/> <input type="radio"/> 8 <input type="radio"/> <input type="radio"/> <input type="radio"/> <input type="radio"/> <input type="radio"/> <input type="radio"/> 9 <input type="radio"/> <input type="radio"/> <input type="radio"/> <input type="radio"/> <input type="radio"/> <input type="radio"/> page 23 10 <input type="radio"/> <input type="radio"/> <input type="radio"/> <input type="radio"/> <input type="radio"/> <input type="radio"/> 11 <input type="radio"/> <input type="radio"/> <input type="radio"/> <input type="radio"/> <input type="radio"/> <input type="radio"/> 12 <input type="radio"/> <input type="radio"/> <input type="radio"/> <input type="radio"/> <input type="radio"/> <input type="radio"/> page 24 13 <input type="radio"/> <input type="radio"/> <input type="radio"/> <input type="radio"/> <input type="radio"/> <input type="radio"/> 14 <input type="radio"/> <input type="radio"/> <input type="radio"/> <input type="radio"/> <input type="radio"/> <input type="radio"/> 15 <input type="radio"/> <input type="radio"/> <input type="radio"/> <input type="radio"/> <input type="radio"/> <input type="radio"/> page 25 16 <input type="radio"/> <input type="radio"/> <input type="radio"/> <input type="radio"/> <input type="radio"/> <input type="radio"/> 17 <input type="radio"/> <input type="radio"/> <input type="radio"/> <input type="radio"/> <input type="radio"/> <input type="radio"/> 18 <input type="radio"/> <input type="radio"/> <input type="radio"/> <input type="radio"/> <input type="radio"/> <input type="radio"/> page 26 19 <input type="radio"/> <input type="radio"/> <input type="radio"/> <input type="radio"/> <input type="radio"/> <input type="radio"/> 20 <input type="radio"/> <input type="radio"/> <input type="radio"/> <input type="radio"/> <input type="radio"/> <input type="radio"/> 21 <input type="radio"/> <input type="radio"/> <input type="radio"/> <input type="radio"/> <input type="radio"/> <input type="radio"/>
Copyright © 2021 CEM. All Rights Reserved.		


An answer sheet will look like this.

You should tell an adult if there are any mistakes on your sheet, or the information is missing.

If you have to write the information on the sheet, do this neatly and carefully. Ask an adult if you need help.

If you have to write your date of birth on the sheet, take care to write your actual date of birth and **NOT** the date you are taking the test.

You will be asked to write your name here, in the small box.

	Exam No:	DfE Number:
	Name:	Gender:
	Date of Birth:	Date of Test:
	Current School:	
	Venue:	
Session:		
Please write your name here:		Instructions 1. Check that you are marking the answer for the correct question number. 2. Mark ONE answer only for each question on this answer sheet. 3. Use an HB pencil and rub out any errors thoroughly.
Do not write outside the box.		

Information about using the question booklets

Each page of the question booklet will have information to help you shown on it.

- The page number is in the top corner of each page.
- The title of each section is shown on the top line of each page.


Page
5

Word Choice

Instructions at the bottom of the pages include the following symbols and words to explain what you need to do:




Time allowed for the section



Go to the next page



Do not turn the page until you are told to do so



Stop working and await instructions

You will also be given instructions about what to do before the test starts by a voice recording, which may be played through a CD player or a computer. Sometimes an adult in the room may read the instructions to you.

What kind of questions are in the question booklets?

In the test, it will take about an hour to answer the questions in each booklet.

There are a number of sections in each booklet. You may be asked questions about reading, sentences, words and their meanings, mathematics and you will also be asked to solve some shape puzzles.

Each section starts with some examples, showing how to answer the different types of questions.


Example questions are numbered using Roman numerals from i up to vi.

Roman numeral	number
i	1
ii	2
iii	3
iv	4
v	5
vi	6

Please note, these numbers will be read-out on the voice recording as 'one', 'two', 'three' etc.

Within each section, you can look back to the example page as often as you wish.

The time available to answer the questions is shown at the start of each section, at the bottom of the example page.



You have 20 minutes for this section.

How to answer the questions

The heading of the section you are working on in the question booklet will be the same on the answer sheet.

Word Choice

Instructions

Select the word that means the **OPPOSITE** of the word on the left.
 Mark your answer on the answer sheet by choosing one of the options A - E.
 There is only one right answer for each question.

Example i.

	A	B	C	D	E
asleep	dormant	awake	naughty	shy	happy

The correct answer is: B
awake

The answer B has been marked for you on your answer sheet.

Example ii.

	A	B	C	D	E
rich	angry	generous	poor	famous	hungry

The correct answer is: C
poor

Mark the box with the letter C on your answer sheet.

The heading in the question booklet is shown here.

Word Choice

Examples

i A B C

ii A B C D E

Questions page 12

1 A B C D E

2 A B C D E

3 A B C D E

4 A B C D E

5 A B C D E

6 A B C D E

7 A B C D E

page 13

8 A B C D E

The heading on the answer sheet is shown here.

You must make sure that you mark your answers in the **CORRECT SECTION** of the answer sheet.

Word Choice

Examples page 11

i A B C D E

ii A B C D E

Questions page 12

1 A B C D E

2 A B C D E

3 A B C D E

4 A B C D E

5 A B C D E

6 A B C D E

7 A B C D E

page 13

8 A B C D E

The rows on the answer sheet are arranged to match the pages of the question booklet.

The green text tells you on which page the questions appear in the question booklet.

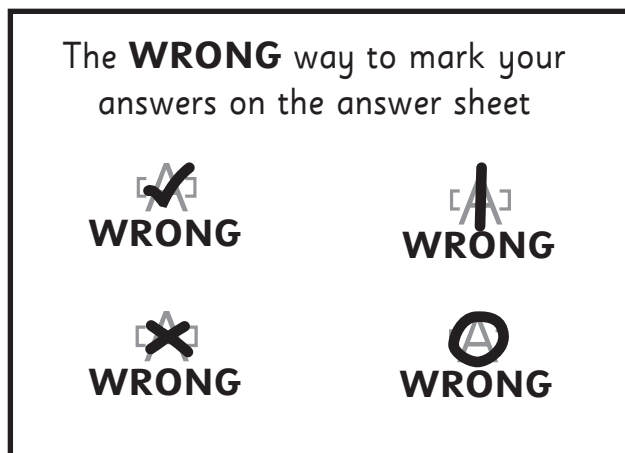
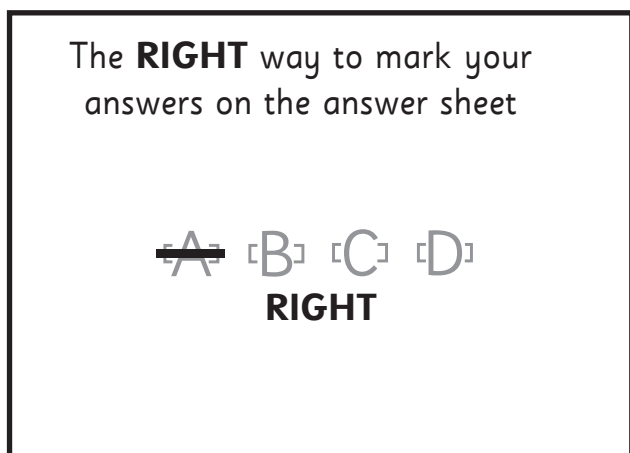
Use this information to check that you are marking your answer in the correct place.

Take care!

If you miss out an answer, remember to leave a gap and mark your next answer on the correct line.

Remember:

- In the real test, you will be given a separate answer sheet for each question booklet.
- You **DO NOT** mark your answers in the question booklet. Following the real test, a computer is used to mark your answer sheets, your question booklets will not be marked, so it is not a good use of your time to be writing answers into the question booklets.
- Mark your answers carefully with one straight line, using a pencil



- Mark only one answer on each line.
- If you don't know an answer, move-on, but take care to mark your next answer on the correct line.
- If you make a mistake, or change your mind, rub-out your answer carefully and clearly mark the new answer.

What will a Word Choice section be like?

The Word Choice section tests your vocabulary skills, that is your knowledge of words and their meanings and how words relate to each other.

This guide includes a section of Word Choice questions for you to answer.

There are 25 questions and you have 6 minutes to answer.

Find the 'Word Choice' section (it starts on page 11 of this guide) and also find the answer sheet on page 17.

You may want to remove the answer sheet from this guide to make it easier to use.

Word Choice questions: Example i

- Find the beginning of the Word Choice section on page 11 of this guide and also look at your answer sheet.
- You are given a word and are asked to find a word with an **OPPOSITE** meaning from a group of five other words.
- In Example i, you must find the word which has the **OPPOSITE** meaning to 'asleep'. The correct choice is 'awake', because asleep and awake have opposite meanings.

Example i.

	A	B	C	D	E
asleep	dormant	awake	naughty	shy	happy

The correct answer is:

B

awake

The answer B has been marked for you on your answer sheet.

- The correct answer to Example i, 'B', has been marked in the example answer sheet shown below.
- Because the letter 'B' appears above the word 'awake', a line has been marked across the letter 'B' on the answer sheet in the 'Word Choice' section.

Word Choice					
Examples					
	page 11				
i	⌂A⌋	⌂ B ⌋	⌂C⌋	⌂D⌋	⌂E⌋
ii	⌂A⌋	⌂B⌋	⌂C⌋	⌂D⌋	⌂E⌋

Word Choice questions: Example ii

In Example ii, you must find the word which has the **OPPOSITE** meaning to 'rich'.

- The correct answer is 'poor', because rich and poor have **OPPOSITE** meanings.

Example ii.

	A	B	C	D	E
rich	angry	generous	poor	famous	hungry

The correct answer is:

C

poor

Mark the box with the letter C on your answer sheet.

- As the letter 'C' appears above the word 'poor', you should use an HB pencil to clearly mark a straight line across the letter 'C' on your answer sheet, on row ii of the 'Word Choice' section. Try this in the example here

ii	<table border="1" style="display: inline-table;"><tr><td>A</td></tr></table>	A	<table border="1" style="display: inline-table;"><tr><td>B</td></tr></table>	B	<table border="1" style="display: inline-table;"><tr><td>C</td></tr></table>	C	<table border="1" style="display: inline-table;"><tr><td>D</td></tr></table>	D	<table border="1" style="display: inline-table;"><tr><td>E</td></tr></table>	E
A										
B										
C										
D										
E										


 and also on your practise answer sheet.

Word Choice										
Examples										
		page 11								
i	<table border="1" style="display: inline-table;"><tr><td>A</td></tr></table>	A	<table border="1" style="display: inline-table;"><tr><td>B</td></tr></table>	B	<table border="1" style="display: inline-table;"><tr><td>C</td></tr></table>	C	<table border="1" style="display: inline-table;"><tr><td>D</td></tr></table>	D	<table border="1" style="display: inline-table;"><tr><td>E</td></tr></table>	E
A										
B										
C										
D										
E										
ii	<table border="1" style="display: inline-table;"><tr><td>A</td></tr></table>	A	<table border="1" style="display: inline-table;"><tr><td>B</td></tr></table>	B	<table border="1" style="display: inline-table;"><tr><td>C</td></tr></table>	C	<table border="1" style="display: inline-table;"><tr><td>D</td></tr></table>	D	<table border="1" style="display: inline-table;"><tr><td>E</td></tr></table>	E
A										
B										
C										
D										
E										

How long will you have to answer the Word Choice questions?

In this Word Choice exercise, there are 25 questions and you are allowed 6 minutes to answer them.

In the real test you will be told how long you have to answer the questions in a section by a message in the question booklet like this:




You have **20** minutes for this section

The recorded voice instructions will also provide you with a reminder.

Helpful things to remember

- You must work quickly and carefully if you are to answer all of the questions, always remembering to mark the correct answer in the right place on your answer sheet.
- Try to answer as many questions as you can. If you cannot answer a question, do not worry, just move on to the next question within the section.
- The answers are grouped to match the pages on which the questions appear. There is a gap between the answers where one page of questions ends and the next starts.
- If you find a mistake, carefully rub-out the incorrect answer and replace it with your new choice.
- If you miss-out a question, be careful to leave a gap on your answer sheet and mark the answer to the next question in the correct place.

Now try answering some Word Choice questions.

- Between pages 11 and 15 there are some Word Choice questions for you to answer.
- Remember to use the correct part of your answer sheet.
- When you have decided on the correct answer, look to see which letter appears below your chosen shape.
- Then, use an HB pencil to mark a straight line across this letter on the appropriate row 1 of the 'Word Choice' section **ON YOUR ANSWER SHEET.**
- For example, mark the answer to question 1 here: 
- You **DO NOT** have to mark the answer in the question booklet. In the real test, a computer marks your answer sheet, your question booklet will not be marked.
- Once you have answered question 1, move quickly to question 2.
- You will **NOT** be asked to move-on to the next question, just keep working through the questions as quickly as you can.
- When you have finished, you can check your answers using the table on page 18 of this guide.

Word Choice					
Examples page 11					
i	<input type="radio"/> A	<input checked="" type="radio"/> B	<input type="radio"/> C	<input type="radio"/> D	<input type="radio"/> E
ii	<input type="radio"/> A	<input type="radio"/> B	<input type="radio"/> C	<input type="radio"/> D	<input type="radio"/> E
Questions page 12					
1	<input type="radio"/> A	<input type="radio"/> B	<input type="radio"/> C	<input type="radio"/> D	<input type="radio"/> E
2	<input type="radio"/> A	<input type="radio"/> B	<input type="radio"/> C	<input type="radio"/> D	<input type="radio"/> E
3	<input type="radio"/> A	<input type="radio"/> B	<input type="radio"/> C	<input type="radio"/> D	<input type="radio"/> E

Instructions

Select the word that means the **OPPOSITE** of the word on the left.

Mark your answer on the answer sheet by choosing one of the options A - E.

There is only one right answer for each question.

Example i.

	A	B	C	D	E
asleep	dormant	awake	naughty	shy	happy

The correct answer is:
awake


The answer B has been marked for you on your answer sheet.

Example ii.

	A	B	C	D	E
rich	angry	generous	poor	famous	hungry

The correct answer is:
poor

Mark the box with the letter C on your answer sheet.



You have **6** minutes for this section.

DO NOT turn this page until you are told to do so.



Word Choice

1

exhausted

A	B	C	D	E
puzzled	worried	determined	starving	refreshed

2

comfort

A	B	C	D	E
dismiss	discharge	distress	disagree	distaste

3

polluted

A	B	C	D	E
fast	clean	shiny	grand	safe

4

discard

A	B	C	D	E
display	steal	melt	keep	destroy

5

disruptive

A	B	C	D	E
friendly	generous	cheerful	lazy	obedient

6

grouchy

A	B	C	D	E
calm	pleasant	hostile	delicate	sickly

7

subtle

A	B	C	D	E
unusual	obvious	important	friendly	expensive

Go to the next page.



8 valley

A	B	C	D	E
hill	nook	arch	scene	track

9 unite

A	B	C	D	E
decide	dismiss	distract	define	divide

10 reckless

A	B	C	D	E
ambitious	fictitious	cautious	suspicious	tremendous

11 timid

A	B	C	D	E
bold	funny	unhappy	smart	weak

12 muffle

A	B	C	D	E
accelerate	aggravate	agree	amplify	amuse

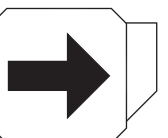
13 dishevelled

A	B	C	D	E
brave	tidy	friendly	empty	simple

14 vibrant

A	B	C	D	E
dull	smooth	silent	delicate	still

Go to the next page.



Word Choice

15 vulnerable

A	B	C	D	E
intelligent	magnificent	permanent	innocent	protected

16 strenuous

A	B	C	D	E
crazy	funny	heavy	naughty	easy

17 monumental

A	B	C	D	E
invisible	inappropriate	infinite	insignificant	ineffective

18 resourceful

A	B	C	D	E
destructive	unresponsive	extensive	reactive	unimaginative

19 bliss

A	B	C	D	E
previous	misery	privacy	madness	darkness

20 detest

A	B	C	D	E
check	belong	weaken	love	bend

21 obstruct

A	B	C	D	E
hide	treat	assist	empty	find

Go to the next page.



22 juvenile

A	B	C	D	E
elderly	antisocial	typical	substantial	deliberate

23 exceptional

A	B	C	D	E
intense	permissible	abrupt	ordinary	conclusive

24 experienced

A	B	C	D	E
naïve	nimble	naughty	negative	natural

25 prominent

A	B	C	D	E
foreign	distant	unimportant	wealthy	exciting

STOP WORKING. You may check your work from this section only.



Answer sheets

The following pages contain the answer sheets, which you can remove from the booklet.

Remember

The **RIGHT** way to mark your answers on the answer sheet



The **WRONG** way to mark your answers on the answer sheet



Answers to Word Choice section							
Question	Answer		Question	Answer		Question	Answer
1	E		10	C		19	B
2	C		11	A		20	D
3	B		12	D		21	C
4	D		13	B		22	A
5	E		14	A		23	D
6	B		15	E		24	A
7	B		16	E		25	C
8	A		17	D			
9	E		18	E			

	Exam No:	DfE Number:
	Name:	Gender:
	Date of Birth:	Date of Test:
	Current School:	
	Venue:	
	Session:	

Please write your name here:

Do not write outside the box.

Instructions

1. Check that you are marking the answer for the correct question number.
2. Mark ONE answer only for each question on this answer sheet.
3. Use an HB pencil and rub out any errors thoroughly.

Remember, you **must** mark the answers the **RIGHT** way like this: ~~A~~ For example, ~~A~~ ~~B~~ ~~C~~ ~~D~~

Word Choice

Examples page 11

- i ~~A~~ ~~B~~ ~~C~~ ~~D~~ ~~E~~
 ii ~~A~~ ~~B~~ ~~C~~ ~~D~~ ~~E~~

Questions page 12

- 1 ~~A~~ ~~B~~ ~~C~~ ~~D~~ ~~E~~
 2 ~~A~~ ~~B~~ ~~C~~ ~~D~~ ~~E~~
 3 ~~A~~ ~~B~~ ~~C~~ ~~D~~ ~~E~~
 4 ~~A~~ ~~B~~ ~~C~~ ~~D~~ ~~E~~
 5 ~~A~~ ~~B~~ ~~C~~ ~~D~~ ~~E~~
 6 ~~A~~ ~~B~~ ~~C~~ ~~D~~ ~~E~~
 7 ~~A~~ ~~B~~ ~~C~~ ~~D~~ ~~E~~
page 13
 8 ~~A~~ ~~B~~ ~~C~~ ~~D~~ ~~E~~
 9 ~~A~~ ~~B~~ ~~C~~ ~~D~~ ~~E~~
 10 ~~A~~ ~~B~~ ~~C~~ ~~D~~ ~~E~~
 11 ~~A~~ ~~B~~ ~~C~~ ~~D~~ ~~E~~
 12 ~~A~~ ~~B~~ ~~C~~ ~~D~~ ~~E~~
 13 ~~A~~ ~~B~~ ~~C~~ ~~D~~ ~~E~~
 14 ~~A~~ ~~B~~ ~~C~~ ~~D~~ ~~E~~
page 14
 15 ~~A~~ ~~B~~ ~~C~~ ~~D~~ ~~E~~
 16 ~~A~~ ~~B~~ ~~C~~ ~~D~~ ~~E~~
 17 ~~A~~ ~~B~~ ~~C~~ ~~D~~ ~~E~~
 18 ~~A~~ ~~B~~ ~~C~~ ~~D~~ ~~E~~
 19 ~~A~~ ~~B~~ ~~C~~ ~~D~~ ~~E~~
 20 ~~A~~ ~~B~~ ~~C~~ ~~D~~ ~~E~~
 21 ~~A~~ ~~B~~ ~~C~~ ~~D~~ ~~E~~
page 15
 22 ~~A~~ ~~B~~ ~~C~~ ~~D~~ ~~E~~
 23 ~~A~~ ~~B~~ ~~C~~ ~~D~~ ~~E~~
 24 ~~A~~ ~~B~~ ~~C~~ ~~D~~ ~~E~~
 25 ~~A~~ ~~B~~ ~~C~~ ~~D~~ ~~E~~

Comprehension

Examples page 9

- i ~~A~~ ~~B~~ ~~C~~ ~~D~~
 ii ~~A~~ ~~B~~ ~~C~~ ~~D~~

Questions page 13

- 2
 3 ~~A~~ ~~B~~ ~~C~~ ~~D~~
 4 ~~A~~ ~~B~~ ~~C~~ ~~D~~
 5 ~~A~~ ~~B~~ ~~C~~ ~~D~~
page 13
 6 ~~A~~ ~~B~~ ~~C~~ ~~D~~
 7 ~~A~~ ~~B~~ ~~C~~ ~~D~~
 8 ~~A~~ ~~B~~ ~~C~~ ~~D~~
 9 ~~A~~ ~~B~~ ~~C~~ ~~D~~
page 14
 10 ~~A~~ ~~B~~ ~~C~~ ~~D~~
 11 ~~A~~ ~~B~~ ~~C~~ ~~D~~
 12 ~~A~~ ~~B~~ ~~C~~ ~~D~~
 13 ~~A~~ ~~B~~ ~~C~~ ~~D~~
page 15
 14 ~~A~~ ~~B~~ ~~C~~ ~~D~~
 15 ~~A~~ ~~B~~ ~~C~~ ~~D~~
 16 ~~A~~ ~~B~~ ~~C~~ ~~D~~
 17 ~~A~~ ~~B~~ ~~C~~ ~~D~~
page 16
 18 ~~A~~ ~~B~~ ~~C~~ ~~D~~
 19 ~~A~~ ~~B~~ ~~C~~ ~~D~~
 20 ~~A~~ ~~B~~ ~~C~~ ~~D~~
 21 ~~A~~ ~~B~~ ~~C~~ ~~D~~
page 17
 22 ~~A~~ ~~B~~ ~~C~~ ~~D~~
 23 ~~A~~ ~~B~~ ~~C~~ ~~D~~
 24 ~~A~~ ~~B~~ ~~C~~ ~~D~~
 25 ~~A~~ ~~B~~ ~~C~~ ~~D~~

Pictures

Examples page 11

- i ~~A~~ ~~B~~ ~~C~~ ~~D~~ ~~E~~ ~~F~~
 ii ~~A~~ ~~B~~ ~~C~~ ~~D~~ ~~E~~ ~~F~~

Questions page 12

- 1 ~~A~~ ~~B~~ ~~C~~ ~~D~~ ~~E~~ ~~F~~
 2 ~~A~~ ~~B~~ ~~C~~ ~~D~~ ~~E~~ ~~F~~
 3 ~~A~~ ~~B~~ ~~C~~ ~~D~~ ~~E~~ ~~F~~
page 13
 4 ~~A~~ ~~B~~ ~~C~~ ~~D~~ ~~E~~ ~~F~~
 5 ~~A~~ ~~B~~ ~~C~~ ~~D~~ ~~E~~ ~~F~~
 6 ~~A~~ ~~B~~ ~~C~~ ~~D~~ ~~E~~ ~~F~~
page 14
 7 ~~A~~ ~~B~~ ~~C~~ ~~D~~ ~~E~~ ~~F~~
 8 ~~A~~ ~~B~~ ~~C~~ ~~D~~ ~~E~~ ~~F~~
 9 ~~A~~ ~~B~~ ~~C~~ ~~D~~ ~~E~~ ~~F~~
page 15
 10 ~~A~~ ~~B~~ ~~C~~ ~~D~~ ~~E~~ ~~F~~
 11 ~~A~~ ~~B~~ ~~C~~ ~~D~~ ~~E~~ ~~F~~
 12 ~~A~~ ~~B~~ ~~C~~ ~~D~~ ~~E~~ ~~F~~
page 16
 13 ~~A~~ ~~B~~ ~~C~~ ~~D~~ ~~E~~ ~~F~~
 14 ~~A~~ ~~B~~ ~~C~~ ~~D~~ ~~E~~ ~~F~~
 15 ~~A~~ ~~B~~ ~~C~~ ~~D~~ ~~E~~ ~~F~~
page 17
 16 ~~A~~ ~~B~~ ~~C~~ ~~D~~ ~~E~~ ~~F~~
 17 ~~A~~ ~~B~~ ~~C~~ ~~D~~ ~~E~~ ~~F~~
 18 ~~A~~ ~~B~~ ~~C~~ ~~D~~ ~~E~~ ~~F~~
page 18
 19 ~~A~~ ~~B~~ ~~C~~ ~~D~~ ~~E~~ ~~F~~
 20 ~~A~~ ~~B~~ ~~C~~ ~~D~~ ~~E~~ ~~F~~
 21 ~~A~~ ~~B~~ ~~C~~ ~~D~~ ~~E~~ ~~F~~

Carefully mark your answers here. Make sure you have the right question.

Remember, you **must** mark the answers the **RIGHT** way like this: ~~A~~ For example, ~~A~~ B C D

Maths 1 - Examples

page 27

i	0	3
	0	0
	1	1
	2	2
	3	3
	4	4
	5	5
	6	6
	7	7
	8	8
	9	9

page 27

ii		
	0	0
	1	1
	2	2
	3	3
	4	4
	5	5
	6	6
	7	7
	8	8
	9	9

page 28

iii	A	B	C	D	E
iv	A	B	C	D	E

Questions

page 30

1		
	0	0
	1	1
	2	2
	3	3
	4	4
	5	5
	6	6
	7	7
	8	8
	9	9

page 31

4		
	0	0
	1	1
	2	2
	3	3
	4	4
	5	5
	6	6
	7	7
	8	8
	9	9

page 32

7		
	0	0
	1	1
	2	2
	3	3
	4	4
	5	5
	6	6
	7	7
	8	8
	9	9

page 33

10		
	0	0
	1	1
	2	2
	3	3
	4	4
	5	5
	6	6
	7	7
	8	8
	9	9

page 33

13	A	B	C	D	E
----	---	---	---	---	---

14	A	B	C	D	E
----	---	---	---	---	---

page 34

15	A	B	C	D	E
----	---	---	---	---	---

16	A	B	C	D	E
----	---	---	---	---	---

17	A	B	C	D	E
----	---	---	---	---	---

18	A	B	C	D	E
----	---	---	---	---	---

page 35

19	A	B	C	D	E
----	---	---	---	---	---

20	A	B	C	D	E
----	---	---	---	---	---

21	A	B	C	D	E
----	---	---	---	---	---

page 36

22	A	B	C	D	E
----	---	---	---	---	---

23	A	B	C	D	E
----	---	---	---	---	---

24	A	B	C	D	E
----	---	---	---	---	---

2		
	0	0
	1	1
	2	2
	3	3
	4	4
	5	5
	6	6
	7	7
	8	8
	9	9

5		
	0	0
	1	1
	2	2
	3	3
	4	4
	5	5
	6	6
	7	7
	8	8
	9	9

8		
	0	0
	1	1
	2	2
	3	3
	4	4
	5	5
	6	6
	7	7
	8	8
	9	9

11		
	0	0
	1	1
	2	2
	3	3
	4	4
	5	5
	6	6
	7	7
	8	8
	9	9

3		
	0	0
	1	1
	2	2
	3	3
	4	4
	5	5
	6	6
	7	7
	8	8
	9	9

6		
	0	0
	1	1
	2	2
	3	3
	4	4
	5	5
	6	6
	7	7
	8	8
	9	9

9		
	0	0
	1	1
	2	2
	3	3
	4	4
	5	5
	6	6
	7	7
	8	8
	9	9

12		
	0	0
	1	1
	2	2
	3	3
	4	4
	5	5
	6	6
	7	7
	8	8
	9	9

This page has been left blank.

WARNING: THIS PAPER AND ITS CONTENTS ARE COPYRIGHT PROTECTED. ANY UNAUTHORISED REPRODUCTION, MODIFICATION, DISTRIBUTION, DISPLAY, TRANSMISSION OR PUBLICATION OF THIS PAPER OR ANY CONTENT CONTAINED HEREIN IS ILLEGAL AND IS EXPRESSLY PROHIBITED. THE COPYRIGHT HOLDER RESERVES THE RIGHT TO TAKE FORMAL LEGAL ACTION AGAINST ANYONE FOUND TO HAVE ILLEGALLY PHOTOCOPIED, REPRODUCED OR PUBLISHED (INCLUDING VIA ANY THIRD PARTY WEBSITE BY ANY MEANS), OR TRANSMITTED THIS PAPER IN WHOLE OR IN PART, IN ANY FORM OR BY ANY MEANS. ALL RIGHTS ARE RESERVED. FAILURE TO COMPLY WITH THIS NOTICE SHALL ESTABLISH PERSONAL LIABILITY AGAINST THE OFFENDER AND THE COPYRIGHT HOLDER RESERVES THE RIGHT TO PURSUE CIVIL ACTION AGAINST ANY INDIVIDUAL FOUND TO BE IN BREACH OF THIS WARNING. SUCH ACTION MAY GIVE RISE TO SIGNIFICANT FINANCIAL PENALTY OR CRIMINAL PROSECUTION.