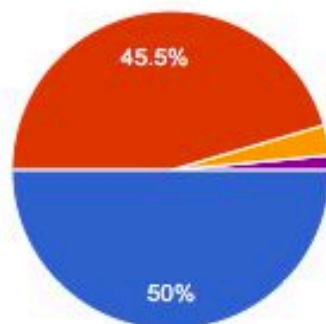


## YEAR 8 PARENTAL SURVEY MARCH 2016 – 66 RESPONSES

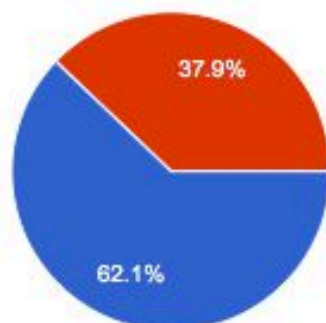
### Summary

#### My child is happy at this school



Strongly agree	<b>33</b>	50%
Agree	<b>30</b>	45.5%
Disagree	<b>2</b>	3%
Strongly disagree	<b>0</b>	0%
Don't know	<b>1</b>	1.5%

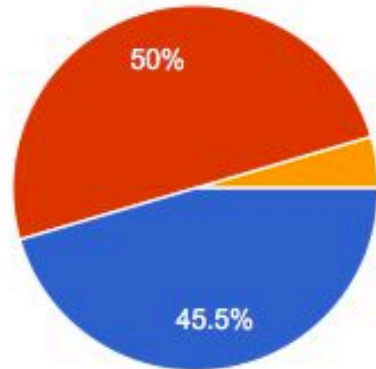
#### My child feels safe at this school



Strongly agree	<b>41</b>	62.1%
Agree	<b>25</b>	37.9%
Disagree	<b>0</b>	0%
Strongly disagree	<b>0</b>	0%
Don't know	<b>0</b>	0%

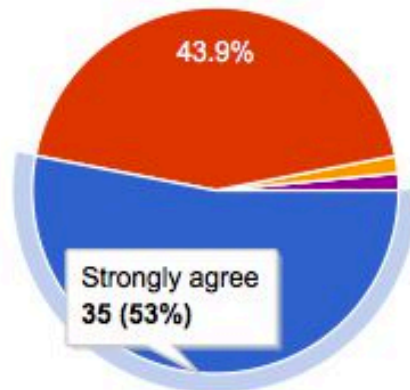
## YEAR 8 PARENTAL SURVEY MARCH 2016 – 66 RESPONSES

### My child makes good progress at this school



Strongly agree	<b>30</b>	45.5%
Agree	<b>33</b>	50%
Disagree	<b>3</b>	4.5%
Strongly disagree	<b>0</b>	0%
Don't know	<b>0</b>	0%

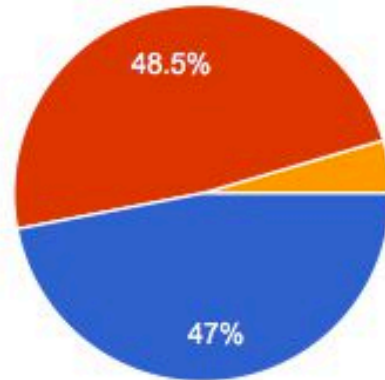
### My child is well looked after at this school



Strongly agree	<b>35</b>	53%
Agree	<b>29</b>	43.9%
Disagree	<b>1</b>	1.5%
Strongly disagree	<b>0</b>	0%
Don't know	<b>1</b>	1.5%

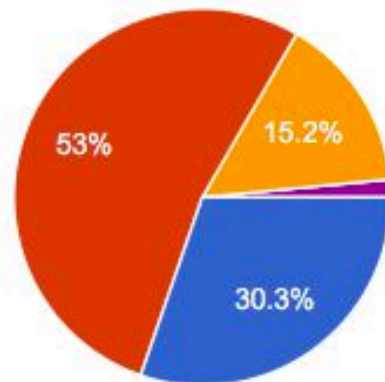
## YEAR 8 PARENTAL SURVEY MARCH 2016 – 66 RESPONSES

### My child is taught well at this school



Strongly agree	<b>31</b>	47%
Agree	<b>32</b>	48.5%
Disagree	<b>3</b>	4.5%
Strongly disagree	<b>0</b>	0%
Don't know	<b>0</b>	0%

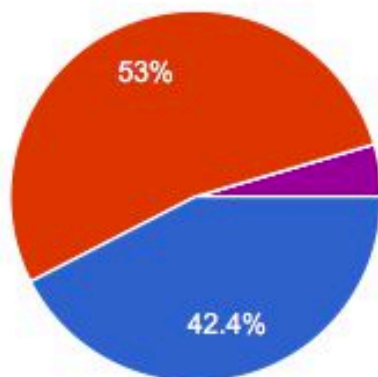
### My child receives appropriate homework for their age



Strongly agree	<b>20</b>	30.3%
Agree	<b>35</b>	53%
Disagree	<b>10</b>	15.2%
Strongly disagree	<b>0</b>	0%
Don't know	<b>1</b>	1.5%

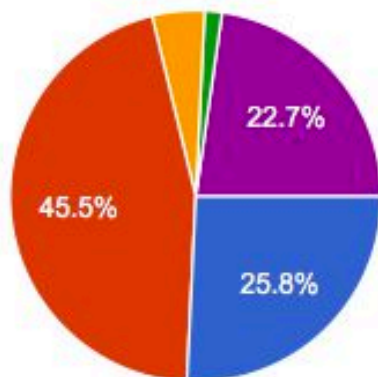
## YEAR 8 PARENTAL SURVEY MARCH 2016 – 66 RESPONSES

### This school ensures that pupils are well behaved



Strongly agree	<b>28</b>	42.4%
Agree	<b>35</b>	53%
Disagree	<b>0</b>	0%
Strongly disagree	<b>0</b>	0%
Don't know	<b>3</b>	4.5%

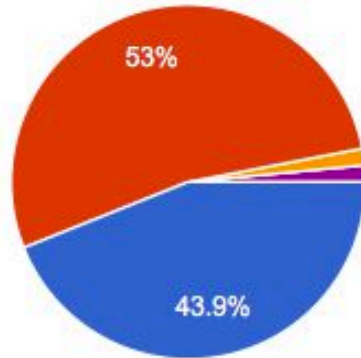
### This school deals effectively with bullying



Strongly agree	<b>17</b>	25.8%
Agree	<b>30</b>	45.5%
Disagree	<b>3</b>	4.5%
Strongly disagree	<b>1</b>	1.5%
Don't know	<b>15</b>	22.7%

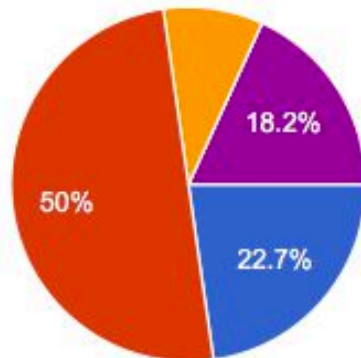
## YEAR 8 PARENTAL SURVEY MARCH 2016 – 66 RESPONSES

### This school is well led and managed



Strongly agree	<b>29</b>	43.9%
Agree	<b>35</b>	53%
Disagree	<b>1</b>	1.5%
Strongly disagree	<b>0</b>	0%
Don't know	<b>1</b>	1.5%

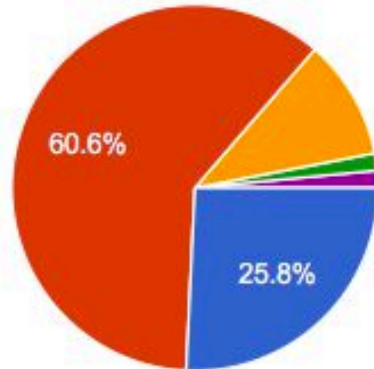
### This school responds well to any concerns I raise



Strongly agree	<b>15</b>	22.7%
Agree	<b>33</b>	50%
Disagree	<b>6</b>	9.1%
Strongly disagree	<b>0</b>	0%
Don't know	<b>12</b>	18.2%

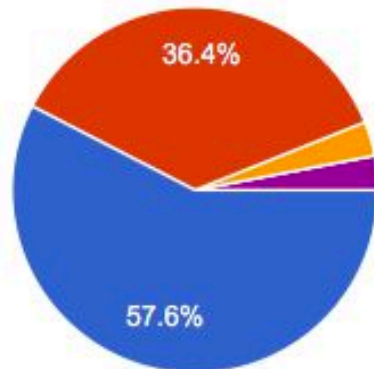
## YEAR 8 PARENTAL SURVEY MARCH 2016 - 66 RESPONSES

### I receive valuable information from the school about my child's progress



Strongly agree	<b>17</b>	25.8%
Agree	<b>40</b>	60.6%
Disagree	<b>7</b>	10.6%
Strongly disagree	<b>1</b>	1.5%
Don't know	<b>1</b>	1.5%

### I would recommend this school to another parent



Strongly agree	<b>38</b>	57.6%
Agree	<b>24</b>	36.4%
Disagree	<b>2</b>	3%
Strongly disagree	<b>0</b>	0%
Don't know	<b>2</b>	3%